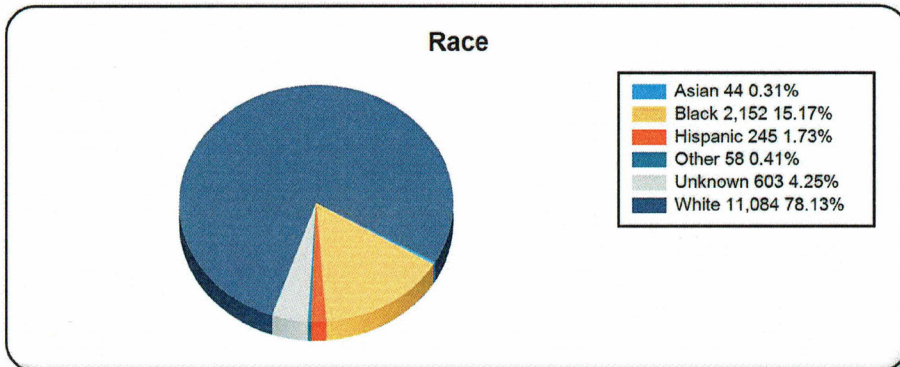
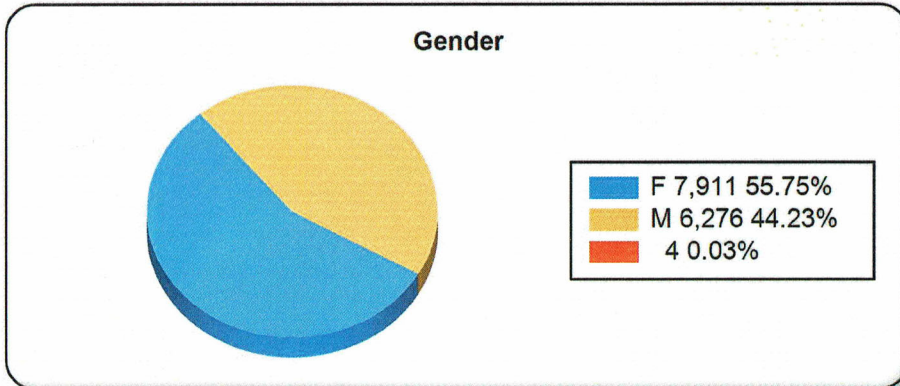
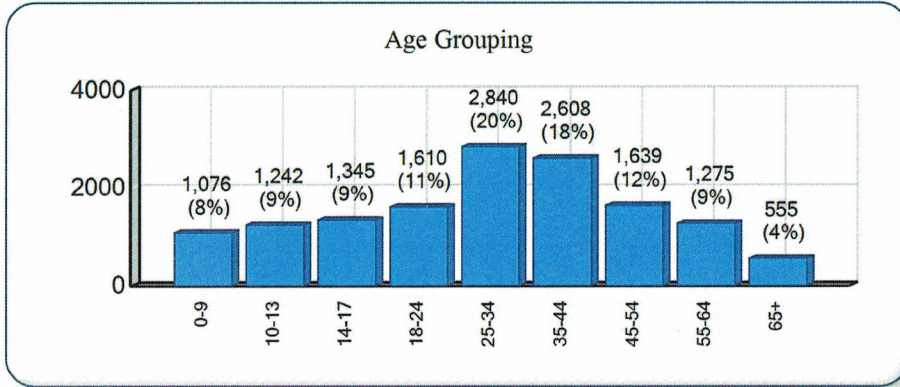


PartnerSolutions Reporting Services



Profile of the 14,186 Trumbull County Mental Health and Recovery Board clients (10,523 Adults, 3,663 Children) served in SFY 2022 through 1/2/2023



Top Ten Most Common Primary Diagnostic Groups for Adults

Diagnostic Group	Clients	Percent	Claims	Claims/Client	Total Cost	Avg Cost
Depressive Disorders	3,432	26%	35,561	10	\$2,945,221	\$858
Bipolar Disorders	2,243	17%	26,779	11	\$2,341,597	\$1,044
Anxiety Disorders	2,229	17%	19,746	8	\$1,641,203	\$736
Opioid Use Disorders	1,567	12%	107,943	68	\$7,704,881	\$4,917
Post-traumatic Stress Disorder	1,039	8%	12,426	11	\$1,047,617	\$1,008
Schizophrenia/Other Psychotic Disorders	943	7%	27,225	28	\$2,374,811	\$2,518
Alcohol Use Disorders	513	4%	14,308	27	\$1,603,899	\$3,127
Attention-Deficit/Disruptive Behavior Disorders	477	4%	3,736	7	\$327,615	\$687
Adjustment Disorders	422	3%	3,261	7	\$266,207	\$631
Cannabis Use Disorders	246	2%	3,198	13	\$271,032	\$1,102

Top Ten Most Common Primary Diagnostic Groups for Children

Diagnostic Group	Clients	Percent	Claims	Claims/Client	Total Cost	Avg Cost
Attention-Deficit/Disruptive Behavior Disorders	1,040	21%	22,152	21	\$1,971,505	\$1,896
Adjustment Disorders	805	17%	11,829	14	\$965,135	\$1,199
Depressive Disorders	724	15%	11,780	16	\$1,026,450	\$1,418
Anxiety Disorders	635	13%	8,968	14	\$777,801	\$1,225
Conduct Disorders	621	13%	12,229	19	\$1,207,108	\$1,944
Post-traumatic Stress Disorder	441	9%	10,823	24	\$871,646	\$1,977
Bipolar Disorders	277	6%	5,445	19	\$523,670	\$1,891
Pervasive Developmental Disorders	227	5%	6,717	29	\$831,997	\$3,665
Impulse Control Disorders	55	1%	954	17	\$93,676	\$1,703
Other Childhood Disorders	37	1%	810	21	\$70,659	\$1,910